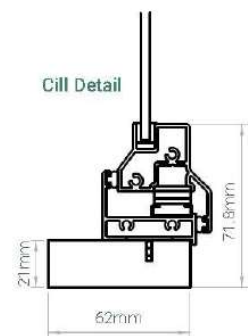
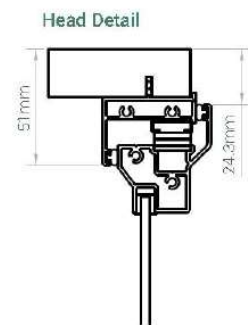
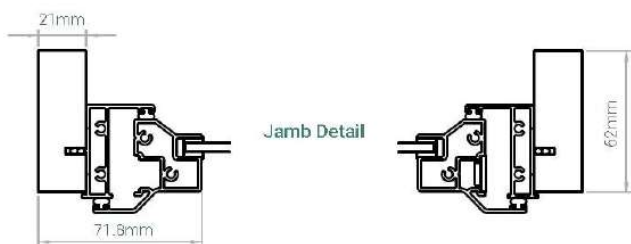


Classic Hinge Unit - Reveal Fix

Our most discreet secondary glazing product, with 72mm sight lines and no transoms or mullions. The unit features single handle operation and multi-point locking. Side and base opening is also available.



Features

- Slim, unobtrusive aluminium profile
- Easy opening due to internal gearing
- Multi-point locking for enhanced security
- Improved noise and thermal installation
- Suitable for shaped applications
- Suitable to have bevelled timber subframe to fix into bays /splayed reveals
- Can be coupled or stacked with other traditional units in the range to treat large areas of glazing or long runs of windows
- Can be supplied with restrictors

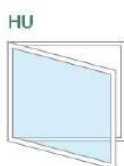
Specification

- Glazing options: 4mm – 6.8mm
- Choice of timber subframes
- Pre-drilled and countersunk to suit either face fix or reveal fix
- Q-Lon seal to front, Woolpile seal to back
- Gasket colour option of black or white
- PVCu trims supplied for the face of the units to create a neat, clean finish
- Standard colour white high gloss – SA 098E

Variations of Basic Unit

- Various handle options (locking Espag as standard)
- Egress as standard
- Standard and acoustic trickle vents are available
- No subframe version available
- Can be coupled and stacked using a heavy duty frame coupling section or timber to timber
- LH, RH, top or bottom orientation
- Variety of stock colours available, including all RAL options
- Can accept flyscreen mesh

Traditional Configurations:



Max width: 950mm
or Max height: 2,100mm



Optimum Noise Reduction: TBC

Awaiting independent acoustic test data



Optimum U Value: 1.868 W/m2K

Using 4mm toughened Low E glazing, with 80mm glass-to-glass



EMAIL: info@clearviewsg.co.uk
TEL: 0114 294 5018