

3 Panel Horizontal Slider

HS3

CO3 (*Centre Opener*)

Panel Orientation

- Composition Timber, Aluminium & Glass
- All Panels Slide
- All Panels Removable
- Button Control Interlocker
- HS3 – Fixed centre panel – Right /Left Panels Slide to centre.
- CO3LH = Left Hand (as illustrated) - Centre Panel slides to the left
- CO3RH = Right Hand = Centre Panel slides to the right



HS3

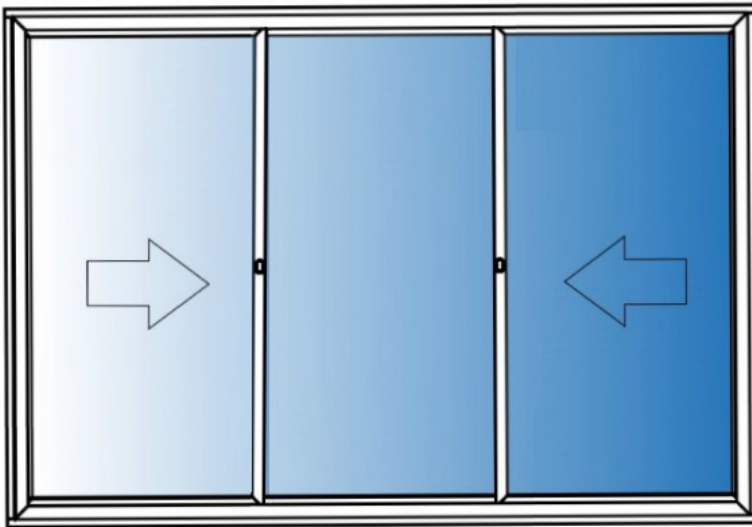


CO3



Interlock Button

Panel Sliding Options



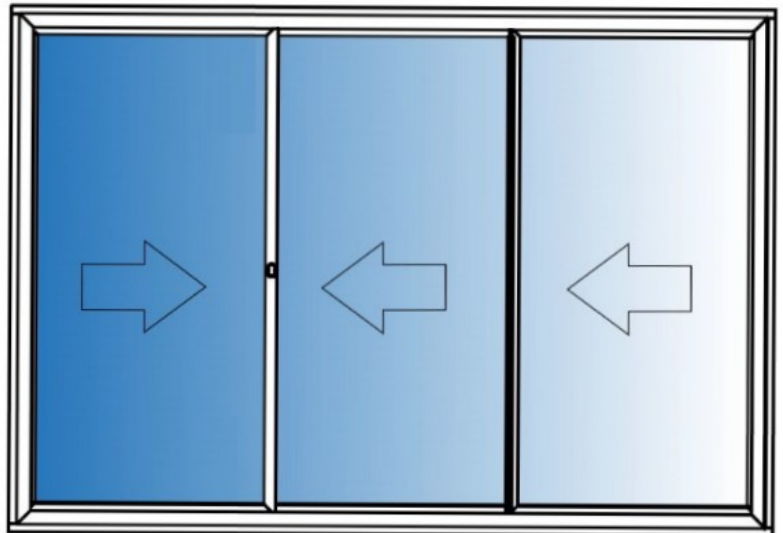
HS3

Fixed Centre Panel
Right & Left Panels Slide to Centre.
All Panels Lift-Out

CO3 LH

Centre Opener

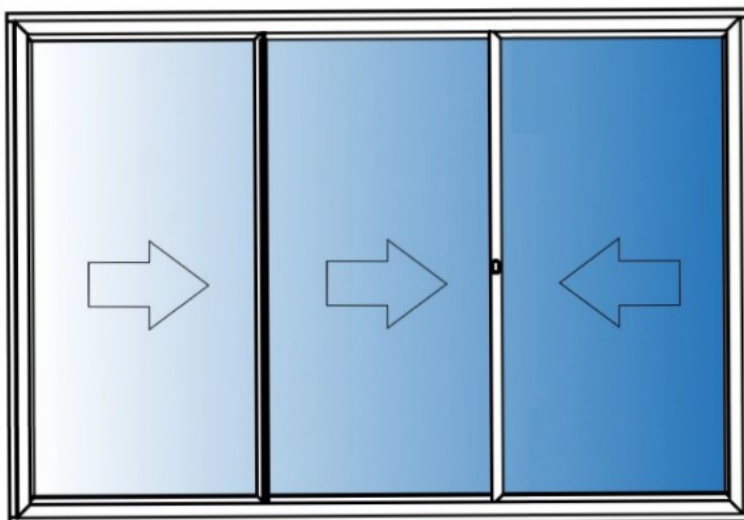
Right & Left Panels Slide to Centre.
Centre Panel Slides to Left
All Panels Lift-Out



CO3 RH

Centre Opener

Right & Left Panels Slide to Centre.
Centre Panel Slides to Right
All Panels Lift-Out



Technical Information

Configuration

HS3 – Fixed Centre Panel – Left/Right panels slide to centre.

CO3 LH – Operating button to left hand interlocker – centre panel slides left behind left panel

CO3 RH – Operating button to right hand interlocker – centre panel slides right behind right panel

All Panels Slide

Panel Sizes can be specified to match the primary window mullion spacing.

Panels removable

Yes

Unit Build Size

Min 580w x 370h,

Max. 4mm glass 3750mm x 1800mm, 6mm to 6.8mm glass 4900mm x 2700mm

Ultra-Panel glass 8.8mm to 10.8mm glass Max 4900mm x 2700mm (note weight management)

Maximum Panel weight 80kgs

Units over 2000mm tall will default to minimum 62 x 16mm XL sub-frame with a heavy-duty interlocker.

Glass

Standard glass 4mm toughened – Standard Panel maximum glass thickness 6.8mm

Ultra-Panel glass thickness: 8.8mm to 10.8mm

Thermal Performance: Variable

Standard 2.7 wm^2K / *Low-E 1.8 wm^2K

Acoustic Performance: Variable

Mid-Range Spec* 48dB / High spec 54dB

Specification

- Aluminium 6063-T6 alloy BS EN 755-9 standard, power coated to BS 6496 to 60 - 80-micron finish
- Stock finish: White – RAL 9003 Satin.
- Finishing Trim included: 20mm White PVC-U single bullnose trim as standard. Painted PEFC timber available with colour units or upon request.
- The Sub-Frame Primed high quality 2-coats, FSC Mix credit radiata pine clear grade, FSC mix credit TT-COC-002 157.
- Standard Sub-Frame sizes 43mm x 16mm. 62mm x 16mm over 200mm in height
- All Frames are factory glazed.
- Button Control Interlocker
- Standard gasket colour is white.

In line with our company policy of continues product development and improvement Clearview reserves the right to make minor alterations without notice.

Optional Extras

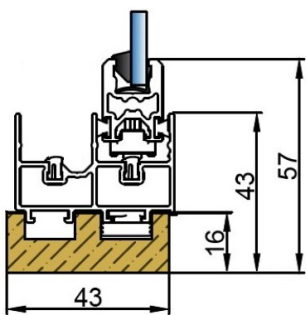
- Black Gasket
- Key Locking Button
- Travel Limit Stop
- Multi-unit coupling section for stacking connecting.
- Trickle vents / acoustic trickle vents
- RAL colour options
- Fly screen
- Wider finishing trim options
- Timber bevelling for splayed reveals and bay formation.
- Alternative Sub-frame sizes.

Frame Details

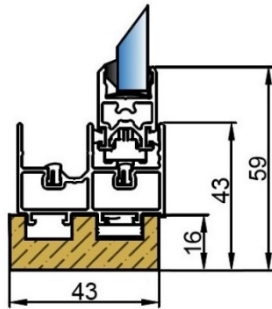
Standard
Sub-Frame
43 x 16mm



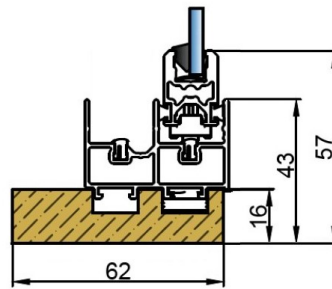
XL
Sub-Frame
62 x 16mm



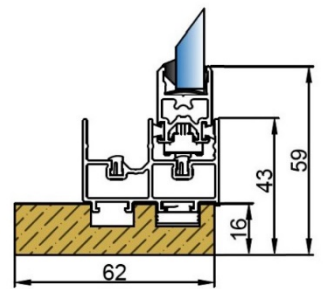
Standard Frame



Standard Frame
Ultra-Panel



XL Frame



XL Frame
Ultra-Panel

Fixing Options

Face Fixing:
Pre-drilled
Front-to-Back



Reveal Fixing:
Track Drilled on
site by installer.

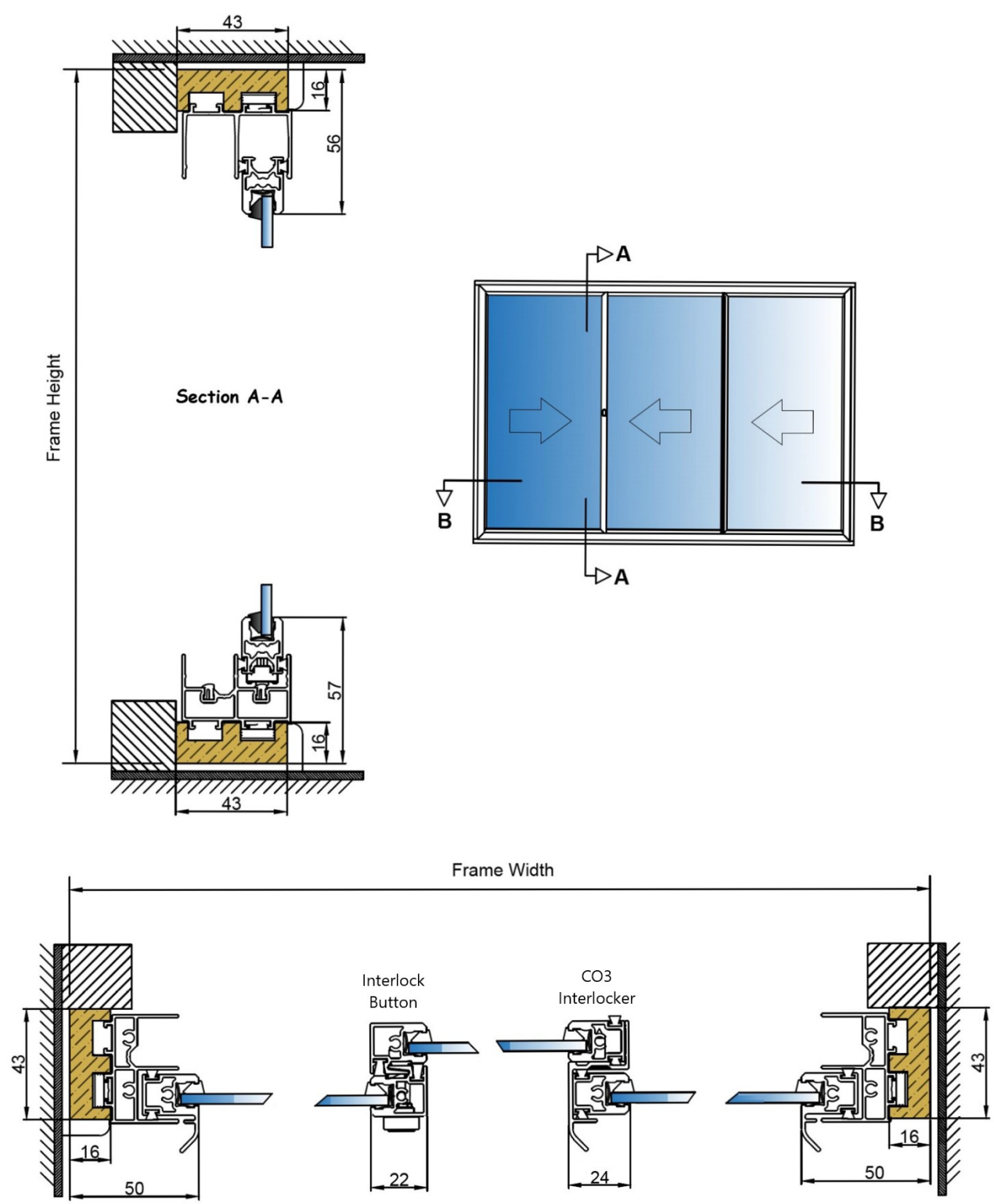


Reveal Fixing:
Pre-drilled
through XL timber

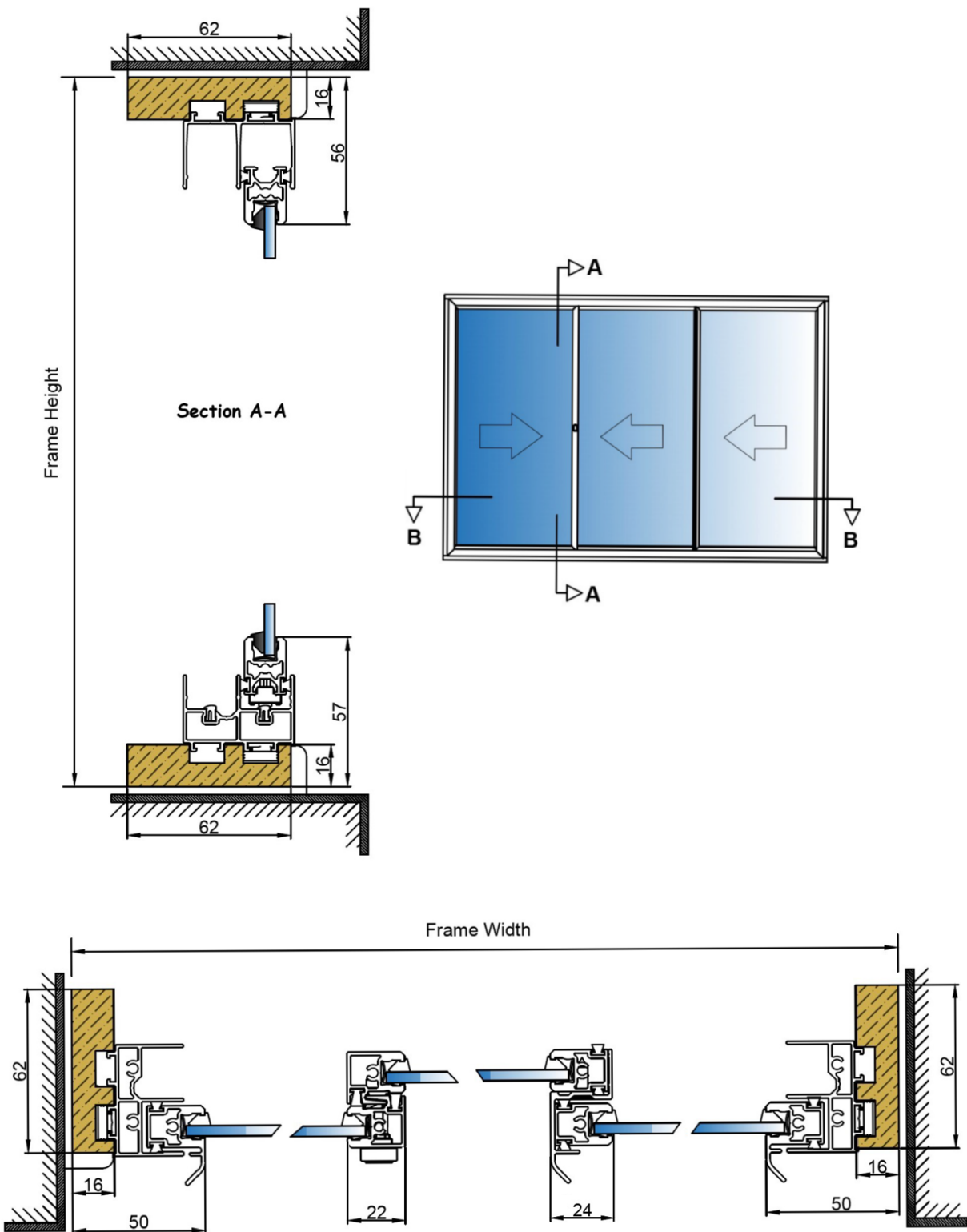


Images are for representation purposes only and may differ from some product options.

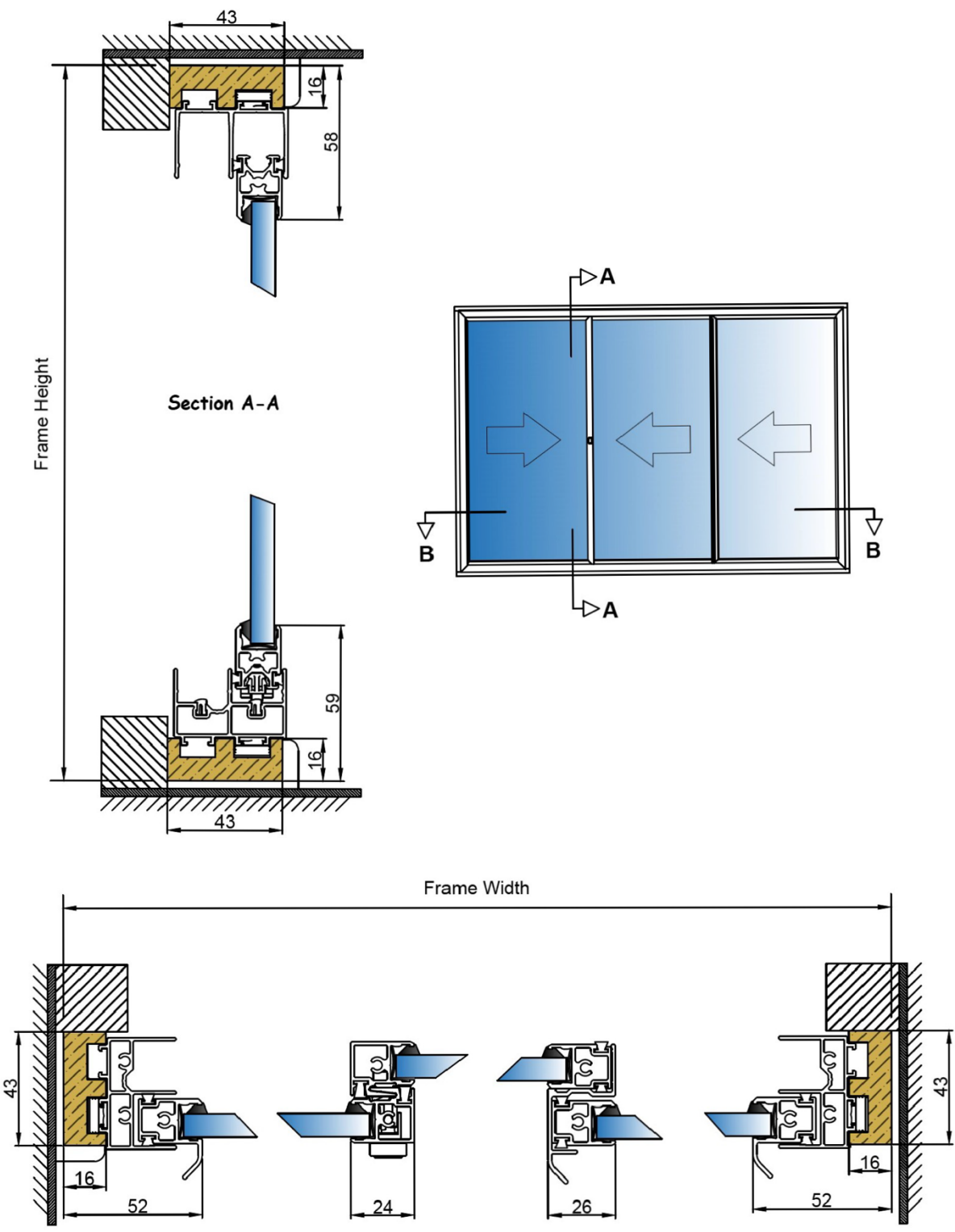
HS3 Standard Frame Diagram



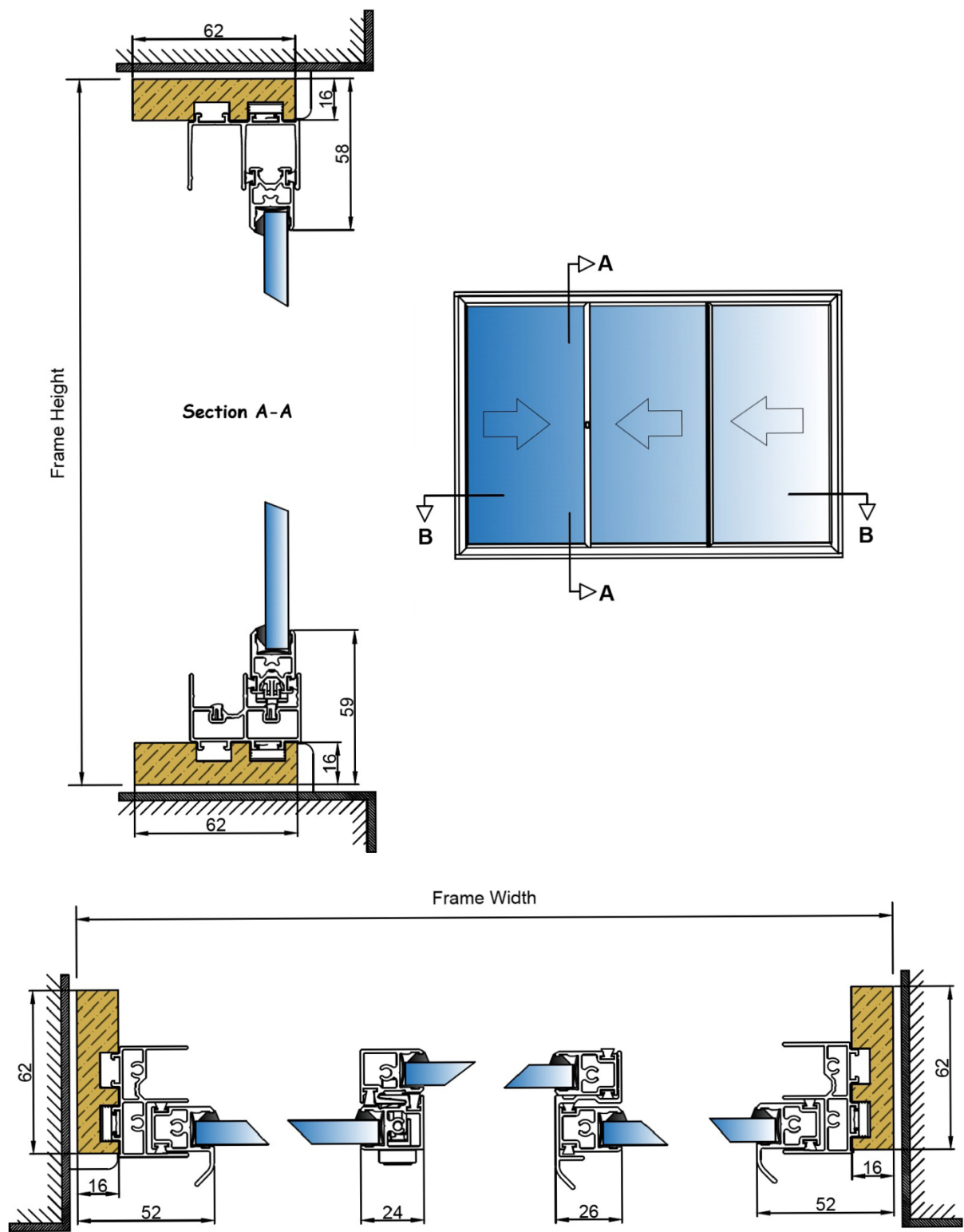
HS3 XL Frame Diagram



HS3 Ultra Profile Diagram



HS3 Ultra XL Profile Diagram



Timber Modification Options



Standard Timber Option



XL Timber Option




Bevelled Timber for Splayed Reveal



Example of Splayed Reveal




Angled Bay Bevelled Timber



Angled Bay Connected Timbers



Square Bay Bevelled Timber



Square Bay Connected Timbers



Please get in touch with one of our friendly team today for help & advice.



Online Help Centre
[Visit our Online Help Centre >>](#)



Fast Quote
[Get a fast quote online >>](#)



Email
info@clearviewsg.co.uk



Phone
0114 294 5018