

4 Panel Horizontal Sliders HSS4

Panel Sliding Orientation

HSS4 version

- All Panels Slide
- Panels Can be removed



Closed



Part Open



Panel Out

Technical Information

Panel Configuration

The 2 centre panels will slide outwards in front of the left & right panels, the left & right panels will slide behind the centre panels

Panels removable

Yes

Size

Min 2000w x 500h, 4mm glass max 4900 x 2700, 8.8mm glass max 4900mm x 2700mm

Glass

Standard glass 4mm tough - Max glass thickness 8.8 laminate

Thermal Performance: Variable

Standard 2.5 w/m²K / *Low-E 1.8 w/m²K

Acoustic Performance: Variable

Mid-Range Spec* 48dB / High spec 51dB

*Certificated

Specification

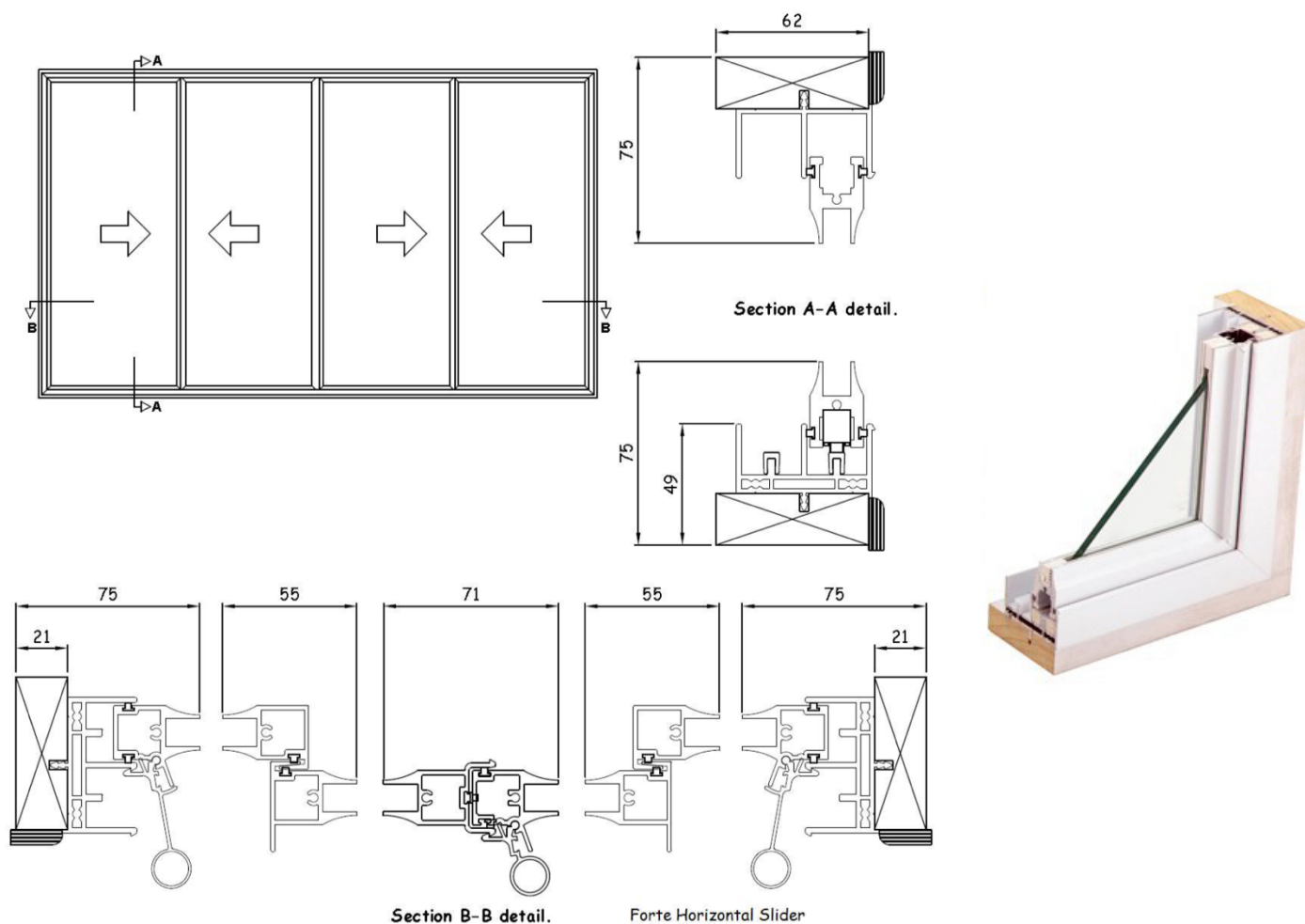
- All frames include PVC-U trim as standard – Painted MDF or PEFC timber available upon request.
- Aluminium 6063 T6 alloy to BS EN 755 standard, power coated to BS 6496 to 60 micron finish.
- Stock finishes: White – Interpon SA 098E high gloss, anodised.
- The sub-frame is manufactured from primed high quality, environmentally certified (MTCS) engineered timber.
- Standard sizes 62mm x 21mm & 70mm x 21mm.
- All Frames are factory glazed.
- Standard gasket colour is white.

In line with our company policy of continuous product development and improvement Clearview reserves the right to make minor alterations without notice.

Optional Extras

- Black Gasket
- Locking Fitch Catch
- Chubb Lock
- Travel Limit Stop
- 25mm x 25mm box to support where stacked white aluminium coupling / stacking interlock
- Trickle vents / acoustic trickle vents
- RAL colour
- Fly screen
- Timber sizes other than standard

Standard Frame Diagram




All units can be supplied in a Face or Reveal Fix drilled orientation.

Please note: With Horizontal Sliders, if Reveal Fix drilling through a standard frame (not XL, as per image below) the screw head may interfere slightly with the travel of the sliding pane, as the roller bump over the screws.

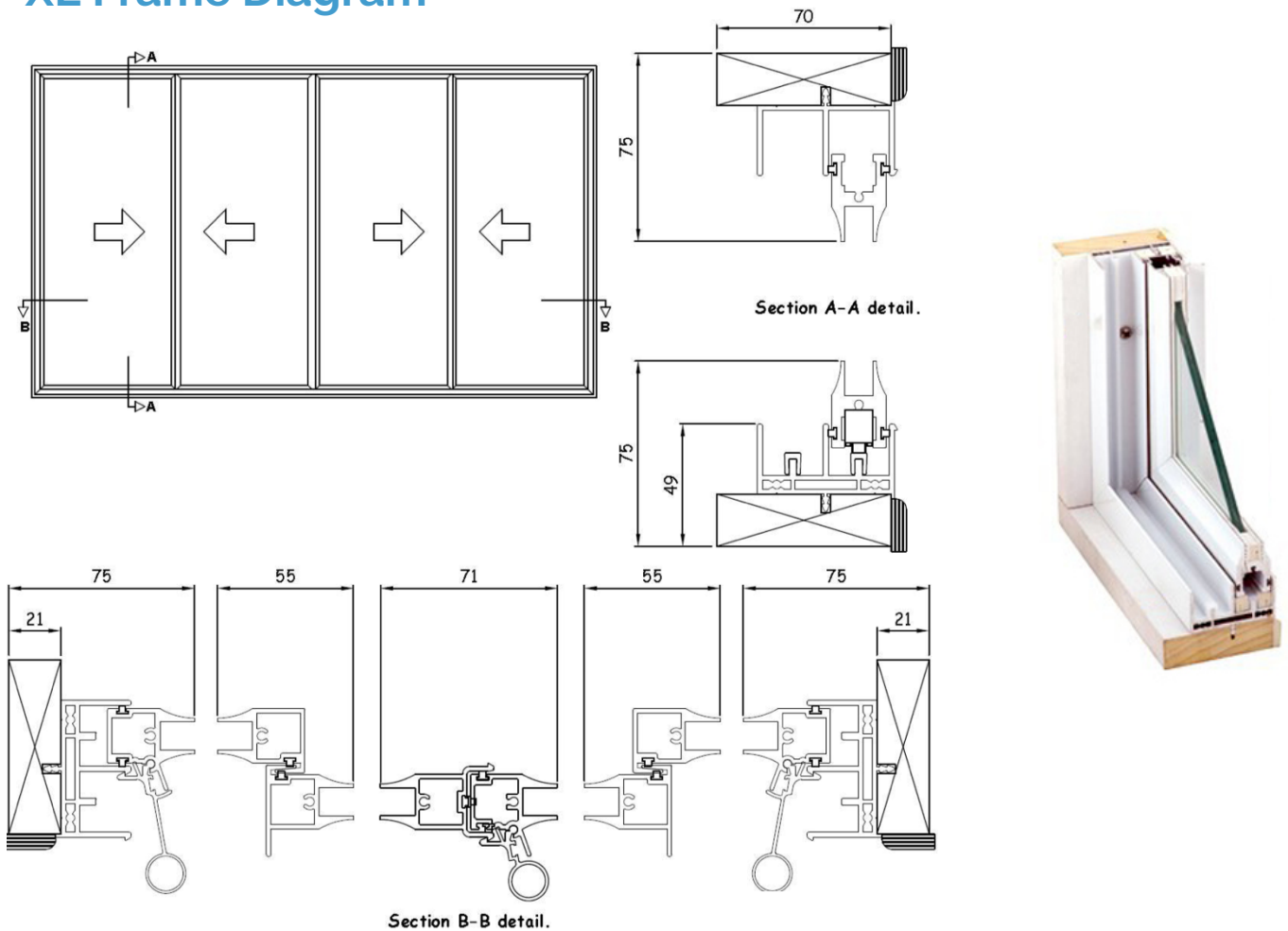
Other Frame options available on Request.

Fixing Options



Images are for representation purposes only and may differ from some product options.

XL Frame Diagram




Forte XL Frame Depth Options

70 x 21 80 x 21 (other frames available on request)

The XL Frames give more stable installation when in a standalone reveal fix orientation. Smoother running of horizontal sliding panels. No visible screw heads in the aluminium tracks it will also increase the air-gap in a face fix orientation.

All units can be supplied in a Face or Reveal Fix drilled orientation.

Fixing Options



Images are for representation purposes only and may differ from some product options.

Timber Modification Options



Standard Timber Option




XL Timber Option




Bevelled Timber for Splayed Reveal



Example of Splayed Reveal




Angled Bay Bevelled Timber



Angled Bay Connected Timbers



Square Bay Bevelled Timber



Square Bay Connected Timbers



Please get in touch with one of our friendly team today for help & advice.



Online Help Centre
[Visit our Online Help Centre >>](#)



Fast Quote
[Get a fast quote online >>](#)



Email
info@clearviewsg.co.uk



Phone
0114 294 5018

