

3 Panel Horizontal Sliders

HCO3: Centre Opener

Panel Sliding Orientation

HCO3 version LH & RH

- Centre LH = Left Hand = Primary slider – centre panel slides from left to right
- Centre RH = Right Hand = Primary slider – centre panel slides from right to left
- All Panels Slide
- Panels Can be removed



Closed (HCO3 RH version)



Part Open



Panel Out

Technical Information

Panel Configuration

CO3 LH – The Left hand panel and Centre panel sit side by side in the front of the twin track frame, the Right hand panel sits in the back track. The Centre panel can then slide over from the left to right, in front of the Right hand panel, giving direct access to the centre primary window. The Left panel can then slide to the centre. The Right hand panel can slide behind the Centre panel.

Co3 RH – The Right hand panel and Centre panel sit side by side in the front of the twin track frame, the Left panel sits in the back track, the Centre can then slide over from Right to Left, in front of the Left hand panel, giving direct access to the centre primary window. The Right panel can then slide to the centre, the Left panel can slide behind the Centre panel.

Panels removable

Yes

Size

Min 1500w x 500h, 4mm glass max 4900 x 2700, 8.8mm glass max 4900mm x 2700mm

Glass

Standard glass 4mm tough - Max glass thickness 8.8 laminate

Thermal Performance: Variable

Standard 2.5 w/m²K / *Low-E 1.8 w/m²K

Acoustic Performance: Variable

Mid-Range Spec* 48dB / High spec 51dB
*Certificated

Specification

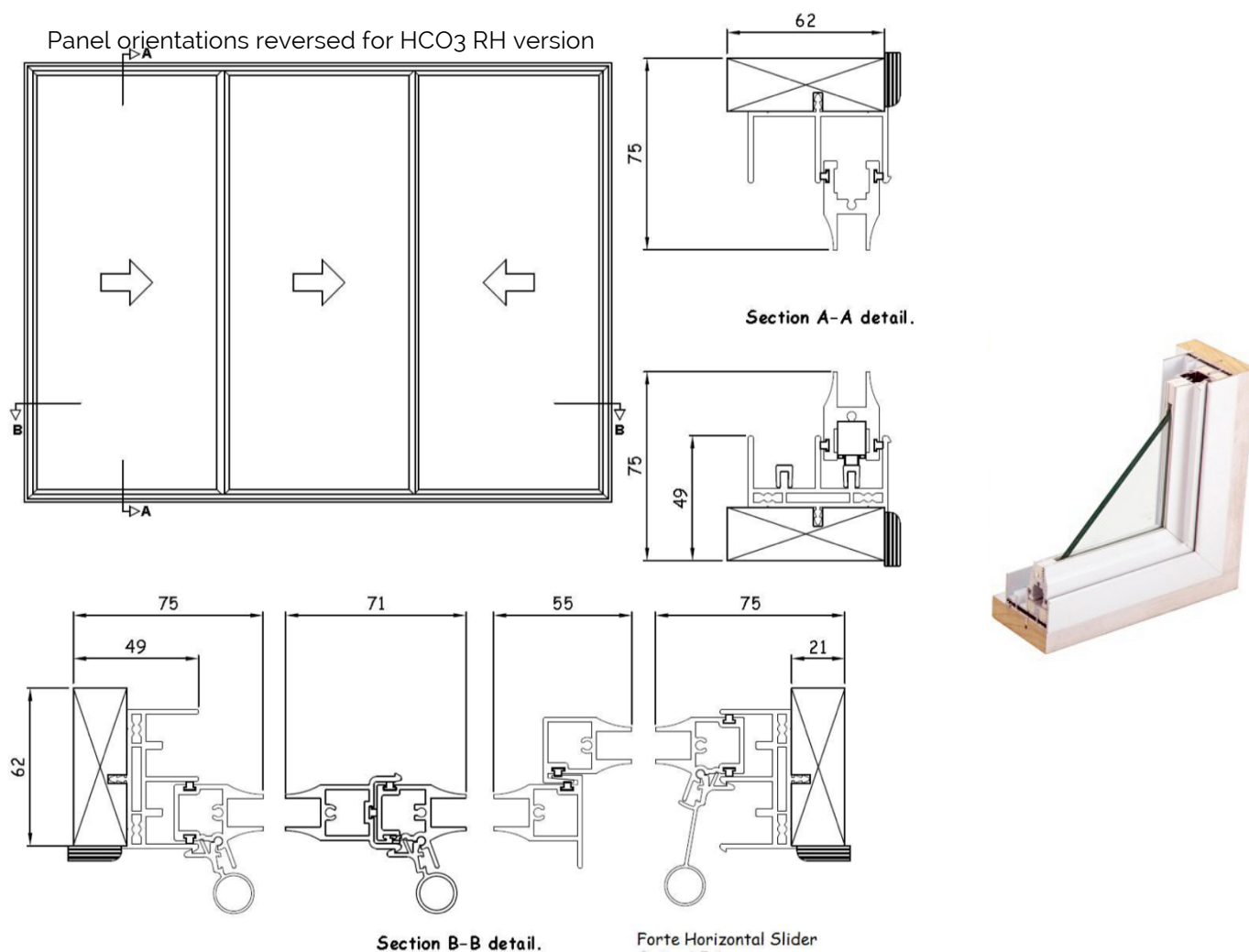
- All frames include PVC-U trim as standard – Painted MDF or PEFC timber available upon request.
- Aluminium 6063 T6 alloy to BS EN 755 standard, power coated to BS 6496 to 60 micron finish.
- Stock finishes: White – Interpon SA 098E high gloss, anodised.
- The sub-frame is manufactured from primed high quality, environmentally certified (MTCS) engineered timber.
- Standard sizes 62mm x 21mm & 70mm x 21mm.
- All Frames are factory glazed.
- Standard gasket colour is white.

In line with our company policy of continuous product development and improvement Clearview reserves the right to make minor alterations without notice.

Optional Extras

- Black Gasket
- Locking Fitch Catch
- Chubb Lock
- Travel Limit Stop
- 25mm x 25mm box to support where stacked white aluminium coupling / stacking interlock
- Trickle vents / acoustic trickle vents
- RAL colour
- Fly screen
- Timber sizes other than standard

Standard Frame Diagram - HCO3 LH Version



All units can be supplied in a Face or Reveal Fix drilled orientation.

Please note: With Horizontal Sliders, if Reveal Fix drilling through a standard frame (i.e. track drilled, as per image below) the screw head may interfere slightly with the travel of the sliding pane, as the roller bump over the screws.

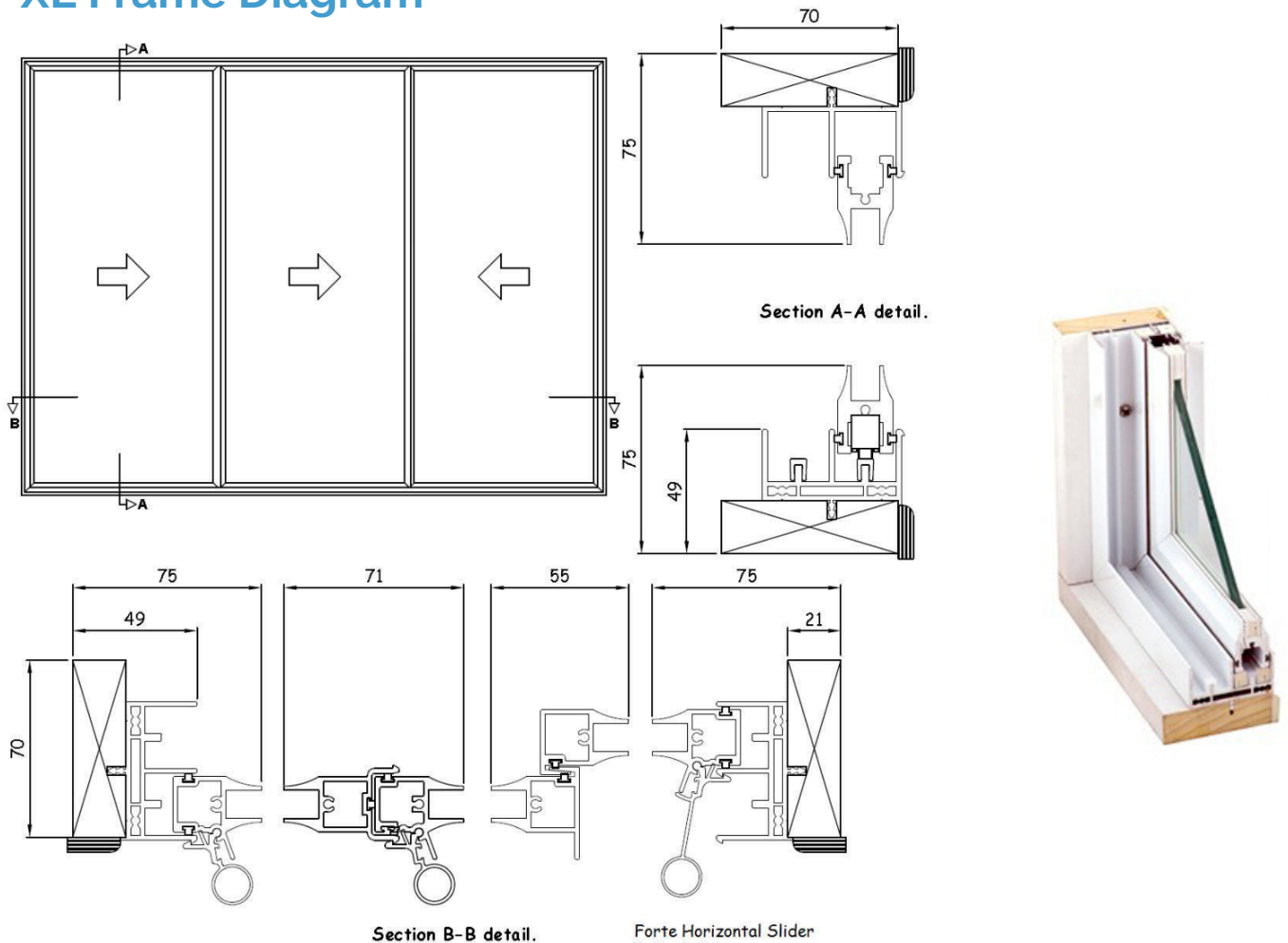
Other Frame options available on Request.

Fixing Options



Images are for representation purposes only and may differ from some product options.

XL Frame Diagram




Forte XL Frame Depth Options

70 x 21 80 x 21 (other frames available on request)

The XL Frames give more stable installation when in a standalone reveal fix orientation. Smoother running of horizontal sliding panels. No visible screw heads in the aluminium tracks it will also increase the air-gap in a face fix orientation.

All units can be supplied in a Face or Reveal Fix drilled orientation.

Fixing Options



Images are for representation purposes only and may differ from some product options.

Timber Modification Options



Standard Timber Option




XL Timber Option




Bevelled Timber for Splayed Reveal



Example of Splayed Reveal




Angled Bay Bevelled Timber



Angled Bay Connected Timbers



Square Bay Bevelled Timber



Square Bay Connected Timbers



Please get in touch with one of our friendly team today for help & advice.



Online Help Centre
[Visit our Online Help Centre >>](#)



Fast Quote
[Get a fast quote online >>](#)



Email
info@clearviewsg.co.uk



Phone
0114 294 5018

