

# Hinged Unit

## HU - HD

### Panel Opening Orientation

- Fixed Frame with self-contained Hinging Casement
- Composition Timber, Aluminium & Glass
- Hinges Left (LH) / Hinges Right (RH)
- Butt Hinges 180° opening
- Casement cannot be removed
- Single Key-Lock Handle (espag)- Internal multipoint locking



Closed



Part Open



Key Locking Handle

# Technical Information

## Panel Configuration

Hinged Panel, self-contained within a fixed outer frame, opening inward. Hinges can be selected to the left or right side. Butt Hinges for 180° opening capability. Single espag style key locking operating handle with multipoint locking feature and compression seals. Optional extra tilt and turn gearing system.

## Panels removable

No, orientation, i.e. LH Lefthand or RH Righthand must be selected at point of order, not retro adjustable.

## Unit Build Size

Min 450mm x 525mm

Max. 4mm glass 1500mm x 1800mm, 6mm to 10.8mm glass 1500mm x 3000mm

Ultra-Panel glass 28mm sealed double glazed unit Max 1500mm x 3000mm (note weight management)

Maximum Panel weight 100kgs

## Glass

Standard glass 4mm toughened – Standard frame maximum glass thickness 6.8mm

Ultra-Panel glass thickness: up to a 28mm sealed double glazed unit.

## Thermal Performance: Variable

Standard 2.7  $\text{wm}^2\text{K}$  / \*Low-E DGSU 1.0  $\text{wm}^2\text{K}$

## Acoustic Performance: Variable

Mid-Range Spec\* 48dB / High spec 54dB

# Specification

- Aluminium 6063-T6 alloy BS EN 755-9 standard, power coated to BS 6496 to 60 - 80-micron finish
- Stock finish: White – RAL 9003 Satin.
- Finishing Trim included: 20mm White PVC-U single bullnose trim as standard. Painted PEFC timber available with colour units or upon request.
- The Sub-Frame Primed high quality 2-coats, FSC Mix credit radiata pine clear grade, FSC mix credit TT-COC-002 157.
- Standard Sub-Frame sizes 50mm x 16mm & 70 mm x 16 mm.
- All Frames are factory glazed.
- Standard gasket colour is white.
- Key locking handle.

In line with our company policy of continues product development and improvement Clearview reserves the right to make minor alterations without notice.

# Optional Extras

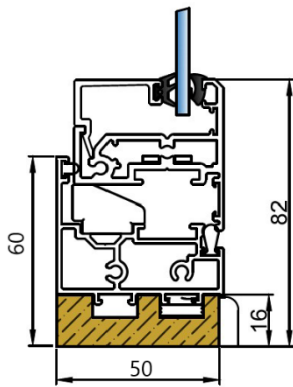
- Black Gasket
- Tilt & Turn Gear – fixed/secure unobtrusive ventilation setting.
- Casement opening restrictor
- Multi-unit coupling section for stacking connecting.
- Low Threshold 12mm frame section to bottom and/or top.
- Trickle vents / acoustic trickle vents
- RAL colour options
- Wider finishing trim options
- Timber bevelling for splayed reveals and bay formation. – *see options below*
- Timber sizes other than standard

## Frame Details

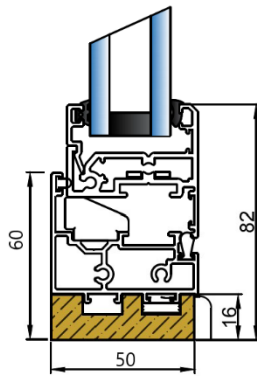
Standard  
Sub-Frame  
50 x 16mm



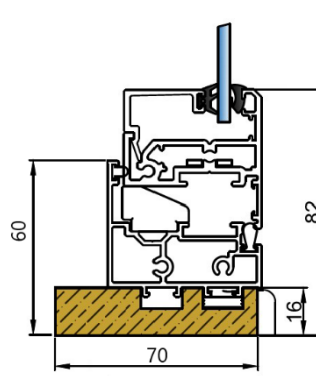
XL  
Sub-Frame  
70 x 16mm



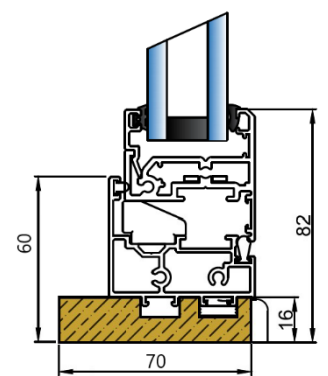
Standard Frame



Standard Frame  
Ultra-Panel



XL Frame



XL Frame  
Ultra-Panel

## Fixing Options

**Face Fixing:**  
Pre-drilled  
Front-to-Back



**Reveal Fixing:**  
Track Drilled on  
site by installer.

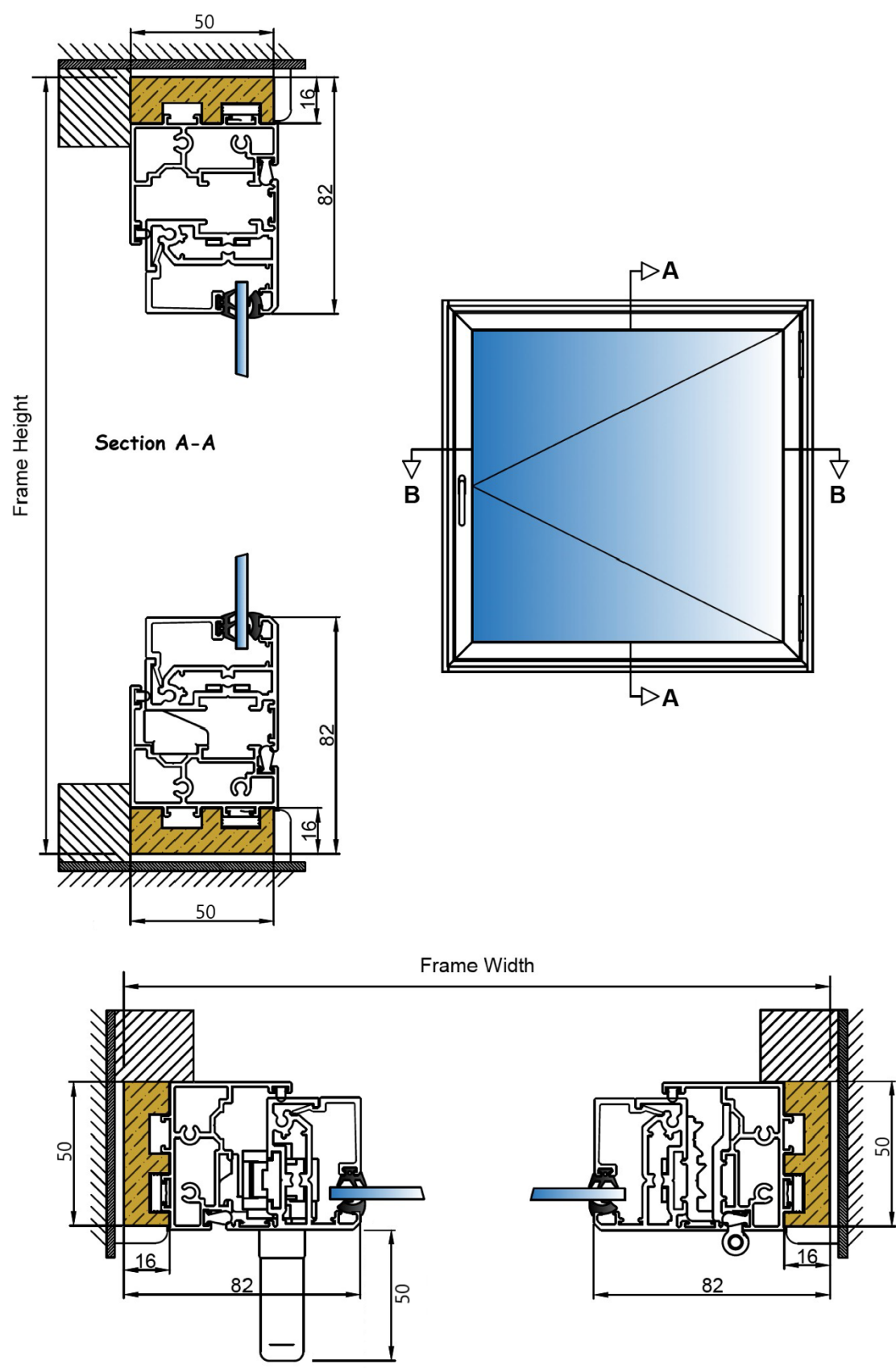


**Reveal Fixing:**  
Pre-drilled  
through XL timber

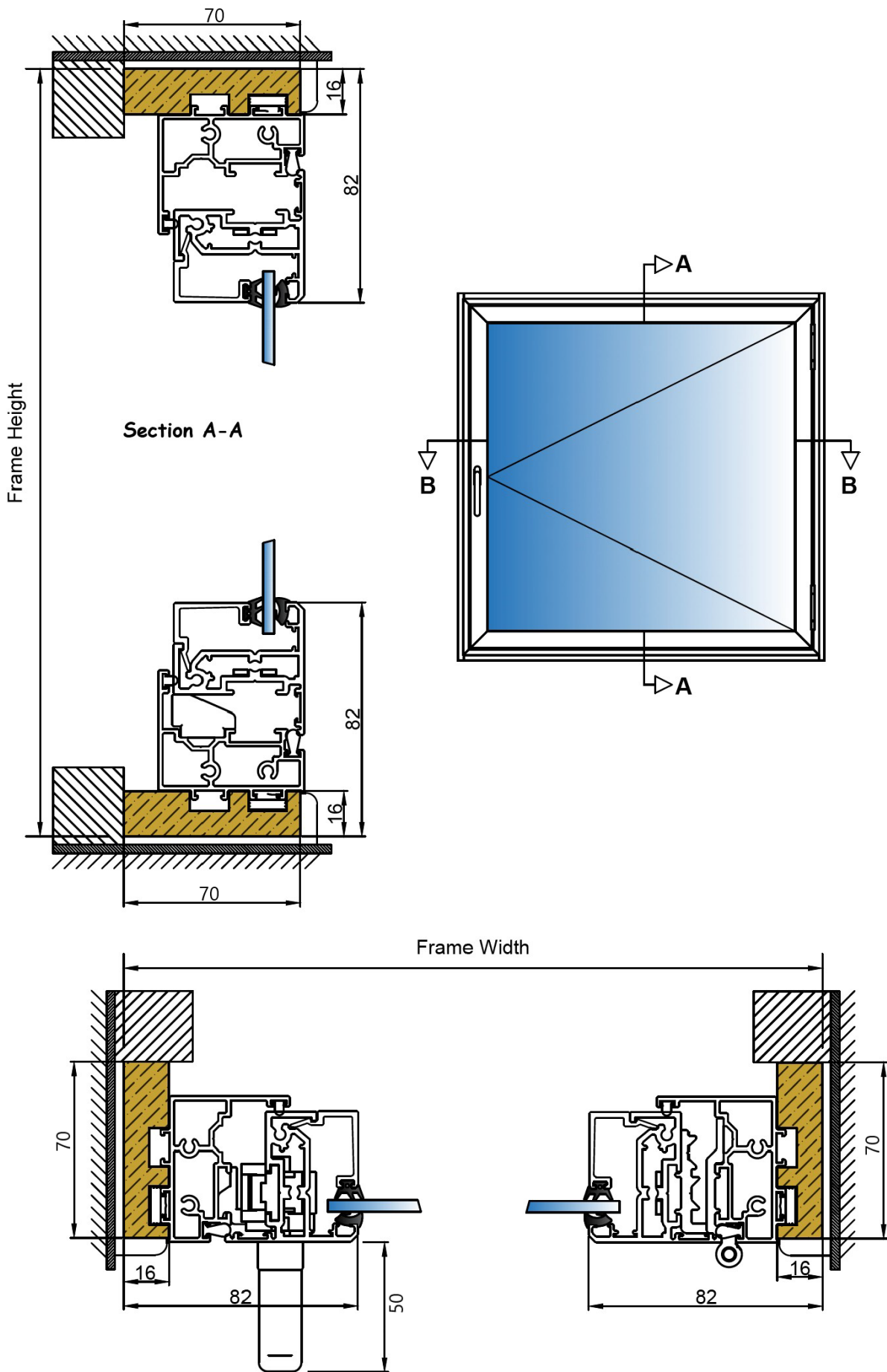


Images are for representation purposes only and may differ from some product options.

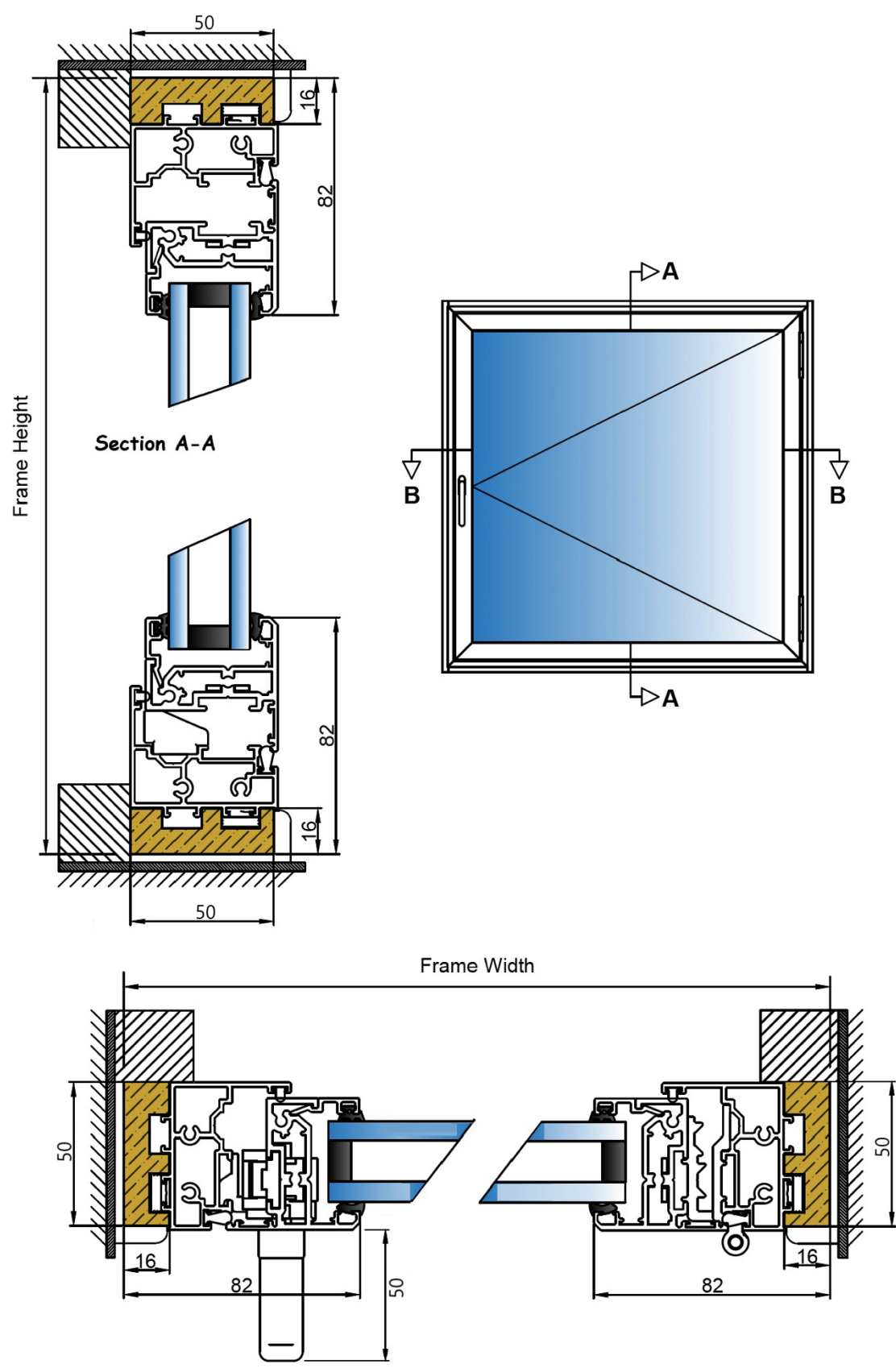
# HU - HD Standard Frame Diagram



# HU-HD XL Frame Diagram

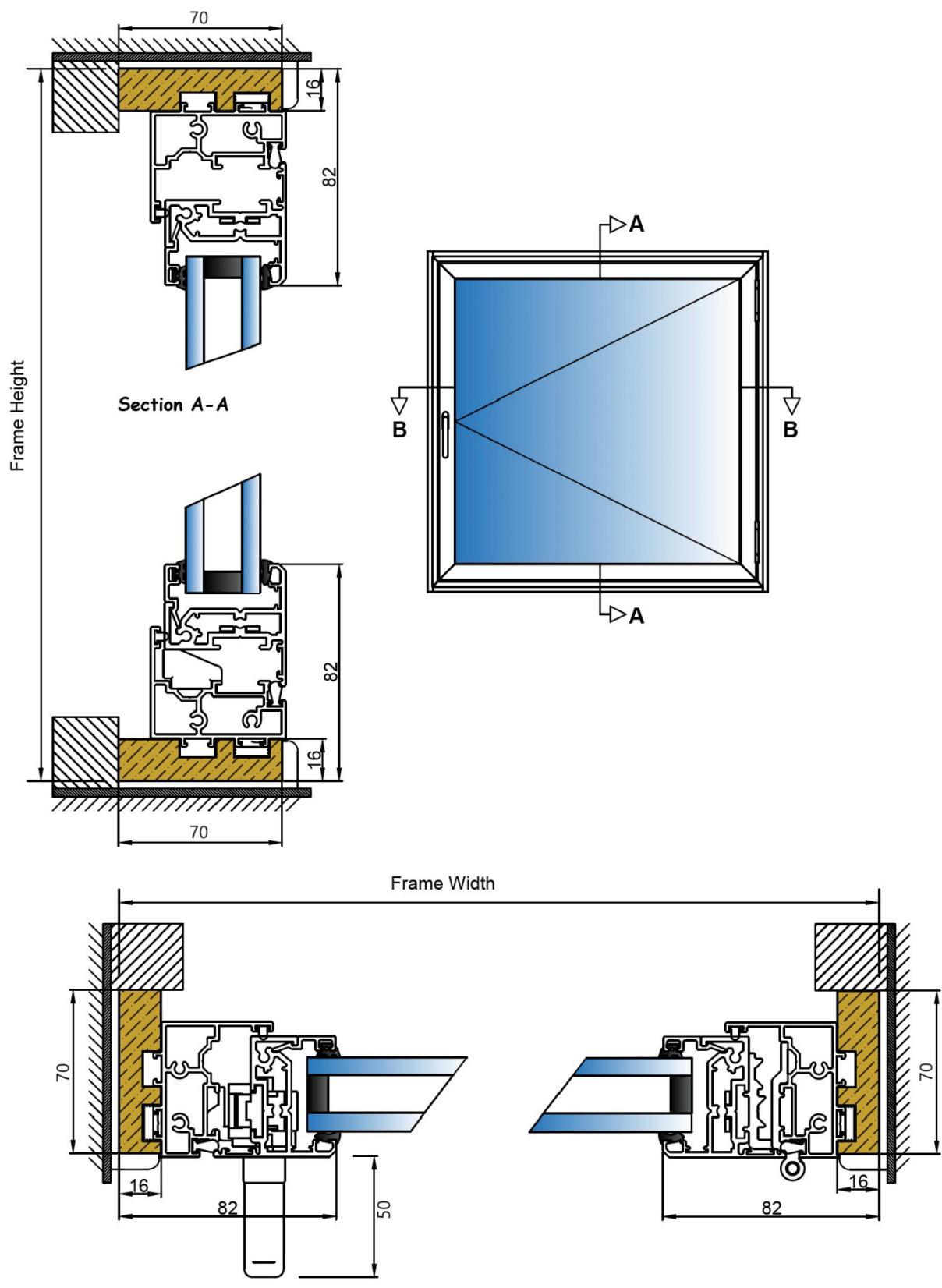


# HU - HD Ultra Profile Diagram

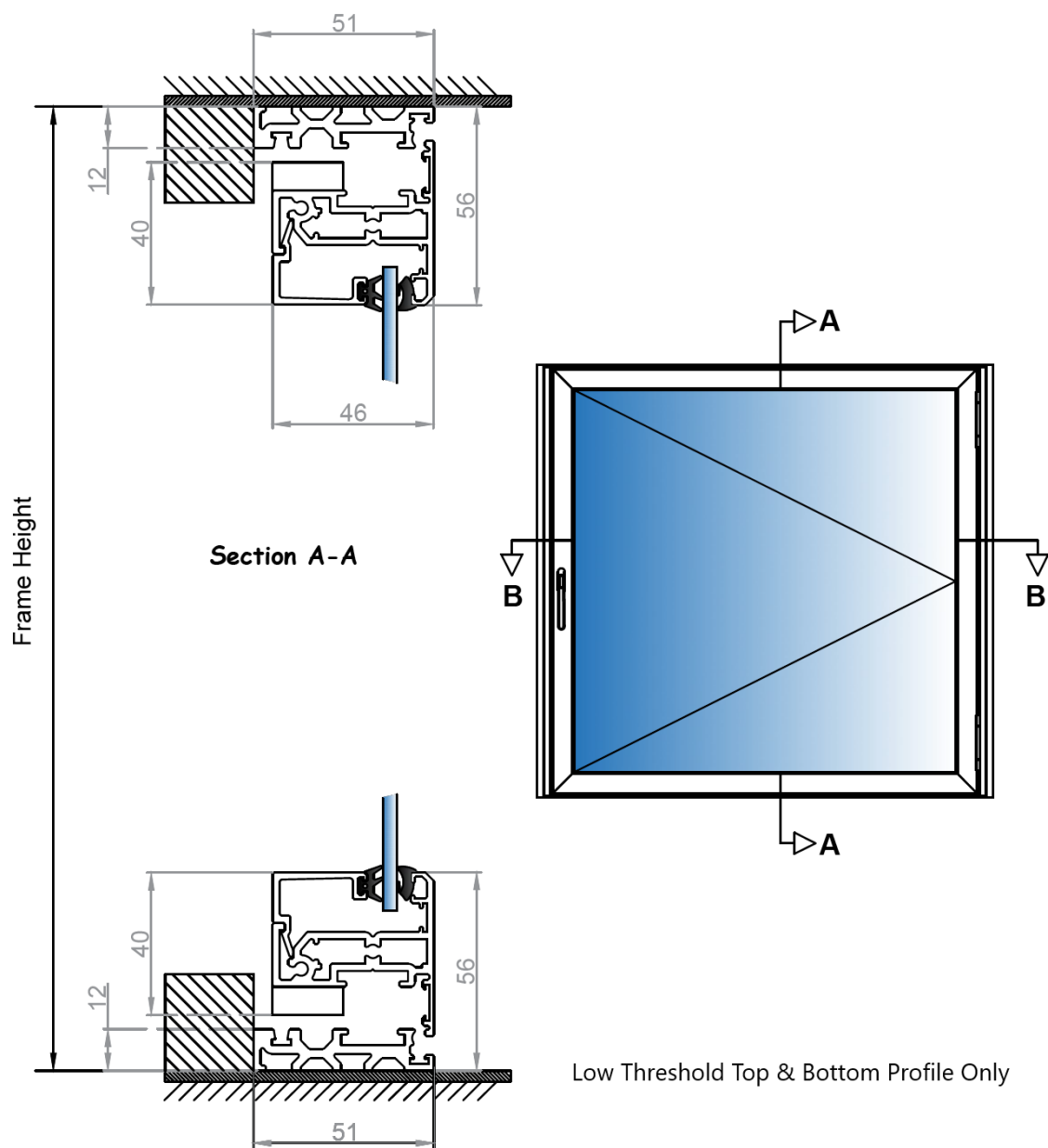




# HU - HD Ultra XL Profile Diagram



HU - HD Low threshold example





# Timber Modification Options



Standard Timber Option



XL Timber Option




Bevelled Timber for Splayed Reveal




Example of Splayed Reveal




Angled Bay Bevelled Timber



Angled Bay Connected Timbers




Square Bay Bevelled Timber

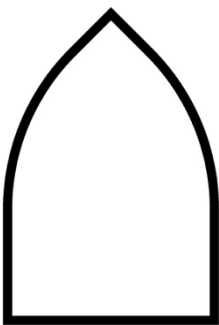


Square Bay Connected Timbers

# Frame Shape Options



Standard Arch



Gothic Arch

*Templates may be required from the customer*



Please get in touch with one of our friendly team today for help & advice.



Online Help Centre  
[Visit our Online Help Centre >>](#)



Fast Quote  
[Get a fast quote online >>](#)



Email  
[info@clearviewsg.co.uk](mailto:info@clearviewsg.co.uk)



Phone  
0114 294 5018